

Abbey Pain Scale

For measurement of pain in people with dementia who cannot verbalise.

How to use scale : While observing the resident, score questions 1 to 6.

Name of resident :


Name and designation of person completing the scale :

Date : **Time :**

Latest pain relief given was.....**at**.....**hrs.**


- | | | |
|--|----|---|
| <p>Q1. Vocalisation
 eg whimpering, groaning, crying
 <i>Absent 0 Mild 1 Moderate 2 Severe 3</i></p> | Q1 | <input style="width: 50px; height: 30px;" type="text"/> |
| <p>Q2. Facial expression
 eg looking tense, frowning, grimacing, looking frightened
 <i>Absent 0 Mild 1 Moderate 2 Severe 3</i></p> | Q2 | <input style="width: 50px; height: 30px;" type="text"/> |
| <p>Q3. Change in body language
 eg fidgeting, rocking, guarding part of body, withdrawn
 <i>Absent 0 Mild 1 Moderate 2 Severe 3</i></p> | Q3 | <input style="width: 50px; height: 30px;" type="text"/> |
| <p>Q4. Behavioural Change
 eg increased confusion, refusing to eat, alteration in usual patterns
 <i>Absent 0 Mild 1 Moderate 2 Severe 3</i></p> | Q4 | <input style="width: 50px; height: 30px;" type="text"/> |
| <p>Q5. Physiological change
 eg temperature, pulse or blood pressure outside normal limits,
 perspiring, flushing or pallor
 <i>Absent 0 Mild 1 Moderate 2 Severe 3</i></p> | Q5 | <input style="width: 50px; height: 30px;" type="text"/> |
| <p>Q6. Physical changes
 eg skin tears, pressure areas, arthritis, contractures,
 previous injuries
 <i>Absent 0 Mild 1 Moderate 2 Severe 3</i></p> | Q6 | <input style="width: 50px; height: 30px;" type="text"/> |

Add scores for 1 - 6 and record here



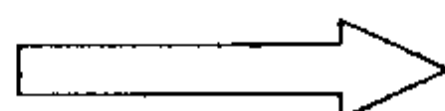
Total Pain Score

Now tick the box that matches the Total Pain Score



0 - 2 No pain	3 - 7 Mild	8 - 13 Moderate	14 + Severe
------------------	---------------	--------------------	----------------

Finally, tick the box which matches the type of pain



Chronic	Acute	Acute on Chronic
---------	-------	------------------